

DAV PUBLIC SCHOOL
SECTOR-7, ROHINI, DELHI
Holidays Homework – 2024

**SUMMER
HOLIDAYS
HOMEWORK
CLASS 1
2024-25**




DAV PUBLIC SCHOOL
SECTOR-7, ROHINI, DELHI
Holidays Homework – 2024

Summer Vacation is a time full of fun games and activities. With that there are a lot of other things which you can do, so we have planned some interesting work and activities to make your summer full of creativity.

- *Go for morning/evening, talk about things you see around.*
- *Keep your surroundings clean and green.*
- *Show your concern and spend time with your grandparents.*
- *Play different games like hide and seek, football, Ludo, chess etc. with your child.*
- *Make ample use of magic words like Please, sorry, Excuse me, Thank you. Help others. Be polite and enhance your personality.*
- *Practice and try to improve your handwriting. Write 5 lines in English and Hindi (calligraphy notebooks) on alternate days.*
- *Encourage your child to converse in English.*
- *Choose any one object/picture every day, let your child speak a few lines on it to develop their speaking skills.*

We are positive that the combined endeavors shall bring about the desired all-around development of the child.

DAV PUBLIC SCHOOL
SECTOR-7, ROHINI, DELHI
Holidays Homework – 2024



Note: All the work is to be done in A-4 sized coloured pastel sheets. When work is done these sheets are to be spiral bound to give it a shape of a book. Decorate the outer cover with child's drawing. Try to make your book as colourful and beautiful as possible

DAV PUBLIC SCHOOL
SECTOR-7, ROHINI, DELHI
Holidays Homework – 2024

ALL ABOUT

I am years old

I Live with

My Friends Are

I like to watch

Favorite activities

My Favorite:

COLOR:

FOOD:

ANIMAL:

BOOKS:

I am good at

When I grow up
I want to be...

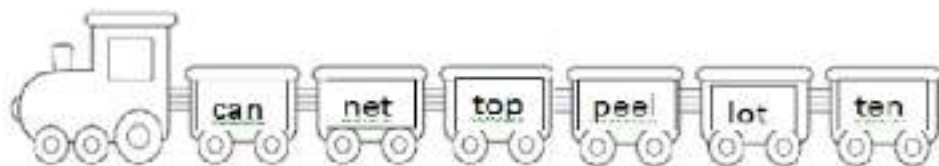
ENGLISH

- Learn poem – ‘**ONE THING AT A TIME**’ (My English Reader pg. no. 33)
- Read and revise Lessons 1 – 5.
- For reading practice make reading cards by merging the lines of L 1-5
- **WORD BUILDING** -Make 6 - 7 new words from the given words: (**notebook work**)
 - (a) POLICE STATION
 - (b) COMPREHENSION
 - (c) PRACTICE
 - (d) CATERPILLAR
- Learn any one short story with moral.

WORD TRAIN

Make 5-word trains **on the pastel sheet**. (With any 5 different words of your choice)

for example



Reading Comprehension

A cat in a hat

I can see a cat.
The cat has a hat.
The cat is on a mat.



- 1-I can see a
(bag - cat - bat)
- 2-The cat is on the
(bed - stairs - mat)
- 3-It has a
(hat - car - kite)

Q. Reading Comprehension

I have a friend.

His name is Tim.

Tim has a remote control car.

We play with the car.



1. I have _____.
 - a) a car.
 - b) a friend.
 - c) a pen.
2. His name is _____.
 - a) Tim.
 - b) Tom.
 - c) Ben.
3. Tim has _____.
 - a) a car.
 - b) a friend.
 - c) a pen.

- Narrate the story using laminated picture cards in your own words (both English and Hindi) after vacation.
- Using story sequence cards (step by step). For example: six picture cards presenting the story.

Three Little Pigs'




MATHEMATICS

Work to be done in 3-in-1 notebook.

- Write counting 1-50
- Learn Number Names 1-20
- Practice After, Before and Between Numbers twice a week.
- Practice Put '>', '<' or '=' and Missing Numbers twice a week.
- Create 2 scenes using cut outs of different shapes as shown in given picture. **(On pastel sheets)**

For example

















DAV PUBLIC SCHOOL
 SECTOR-7, ROHINI, DELHI
 Holidays Homework – 2024

Number Names and Numerals

Count each object in the picture and write its numeral and number name. Colour the picture.



	4	Four		<input type="text"/>	<input type="text"/>
	<input type="text"/>	<input type="text"/>		<input type="text"/>	<input type="text"/>
	<input type="text"/>	<input type="text"/>		<input type="text"/>	<input type="text"/>
	<input type="text"/>	<input type="text"/>		<input type="text"/>	<input type="text"/>
	<input type="text"/>	<input type="text"/>		<input type="text"/>	<input type="text"/>
	<input type="text"/>	<input type="text"/>		<input type="text"/>	<input type="text"/>
	<input type="text"/>	<input type="text"/>		<input type="text"/>	<input type="text"/>

DAV PUBLIC SCHOOL
SECTOR-7, ROHINI, DELHI
Holidays Homework – 2024

EVS ALL ABOUT ME - MEMORY BOOK



Make a MEMORY BOOK of the best moments spent with your family at home during these days. You can draw pictures (stick drawing) to show those moments and write 1-2 sentences about how you enjoyed these moments.

POEM







MY FIVE SENSES


Read and learn.



DAV PUBLIC SCHOOL
SECTOR-7, ROHINI, DELHI
Holidays Homework – 2024

Q. See if you can untangle the letters to make name of different body parts using the same letters.

 _____	nahd _____	 _____	are _____
 _____	yee _____	 _____	otof _____
 _____	soen _____	 _____	uthom _____

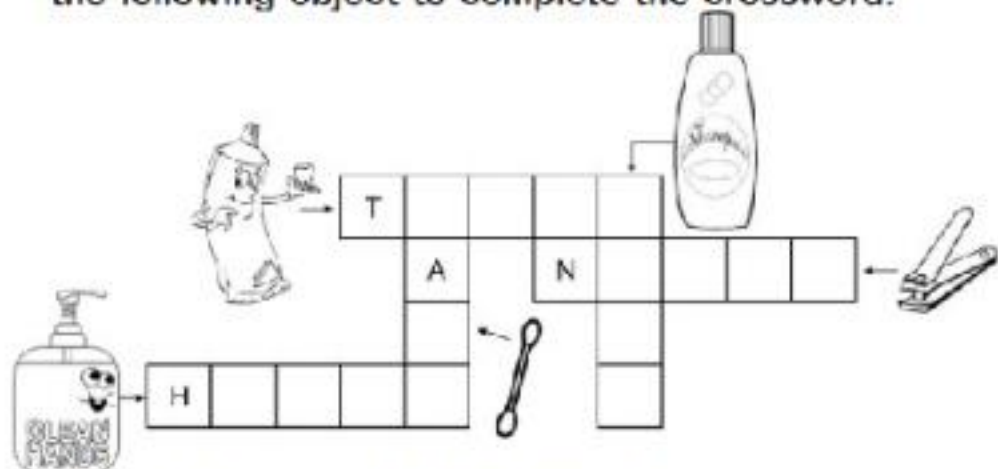


DAV PUBLIC SCHOOL

SECTOR-7, ROHINI, DELHI

Holidays Homework – 2024

- A. Write the name of the body part that is associated with the following object to complete the crossword.



- B. Fill in the blanks with the help of the pictures given.

1. Teeth of a _____



2. Eye of a _____



3. Legs of a _____



4. Hands of a _____



5. Hair of a _____



DAV PUBLIC SCHOOL
SECTOR-7, ROHINI, DELHI
Holidays Homework – 2024

WORK TO BE DONE ON PASTEL SHEET

Here's a fun Activity for kids - Bottle cap flower vase.




This will enhance children's creativity with an additional benefit of strengthening their fine motor skills.

DAV PUBLIC SCHOOL
SECTOR-7, ROHINI, DELHI
Holidays Homework – 2024


WORK TO BE DONE ON PASTEL SHEET

Colour and decorate the fish.





DAV PUBLIC SCHOOL
SECTOR-7, ROHINI, DELHI
Holidays Homework – 2024

WORK TO BE DONE ON PASTEL SHEET
Colour by number code



1-grey 2-brown 3-green 4-yellow

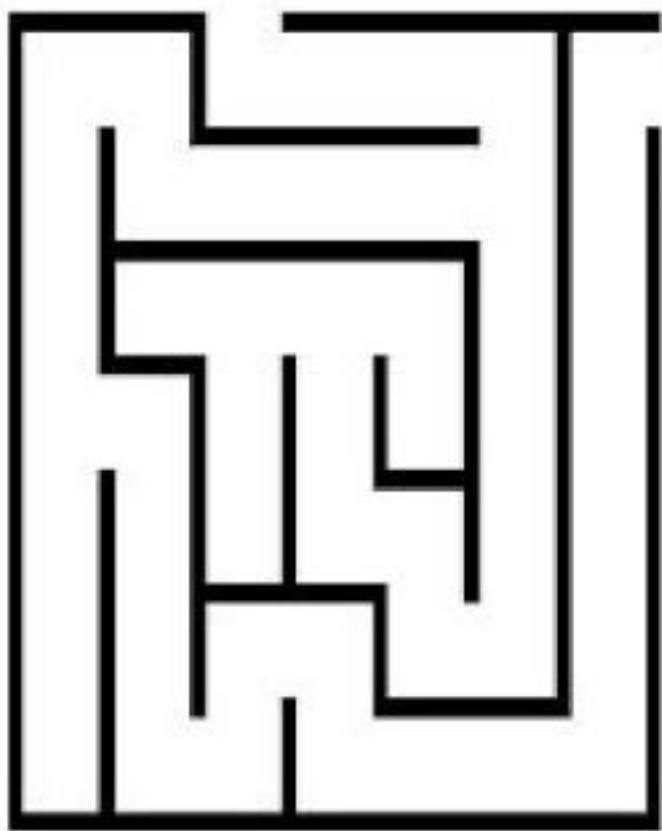
Find 4 differences between pictures.



DAV PUBLIC SCHOOL
SECTOR-7, ROHINI, DELHI
Holidays Homework – 2024



**Help the bee
find the flower.**



DAV PUBLIC SCHOOL
SECTOR-7, ROHINI, DELHI
Holidays Homework – 2024

Find out the way to put off the fire.



आ, इ और ई मात्रा शब्द

- ❖ उजाला
- ❖ माता
- ❖ गाजर
- ❖ पाठशाला
- ❖ ताकत
- ❖ हलवा
- ❖ चिड़िया
- ❖ तिनका
- ❖ बारिश
- ❖ मिठाई
- ❖ डलिया
- ❖ साइकिल
- ❖ दीपावली
- ❖ नाशपाती
- ❖ पपीता
- ❖ दीवार
- ❖ दीपक
- ❖ साड़ी
- ❖ लीची

नोट- इन शब्दों को लिखने का अभ्यास करिये!

1) आप किसी बड़े व्यक्ति की मदद से अपना नाम हिंदी में लिखना सीखिए !

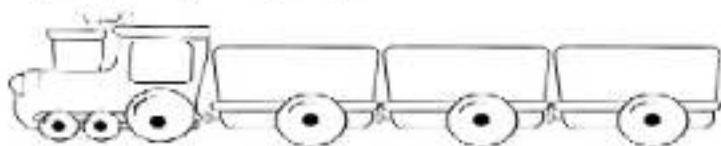
2) कोई एक छोटी शिक्षाप्रद कहानी याद करें।

3) नीचे दिए गए उदाहरण की मदद से शब्दों की रेल बनाइये (ON PASTEL SHEET)

सड़क - कमल, लड़का, कल, लड़

तारा

गिलास -



गाजर -

गमला -

4) पाठ 2-5 पढ़ने का अभ्यास करें!

(For reading practice make reading cards by merging the lines of L 2-5)

DAV PUBLIC SCHOOL
SECTOR-7, ROHINI, DELHI
Holidays Homework – 2024

चित्र को देखकर वाक्य पूरे करो।

1. अमन



_____ करा।

2. राधा



_____ चखा।

3. नमन



_____ मत पटका।

4. बाजार जाकर



_____ ला।

5.



_____ जलाकर खाना बना।

6. आकाश



_____ ला।

7. राम



_____ जा।

8. पलक



_____ लाई।

अपठित गद्यांश

अमन काम झटपट कर टब भर कर रख । अब यह कलश पकड । बहस मत कर । टमटम पर चढकर पनघट चल । कलश भर कर घर चल । नटखट मत बन । ढमढम मत कर । गरदन मत झटक । छत पर चल कर कसरत कर । अब शरबत चख । मनन अचकन पहन । बरगद पर मत चढ । यह कमल पकड । बतख मत पकड ।

• ऊपर दिए गए वाक्यों को पढ़िए व इनमें से दो, तीन व चार अक्षर के शब्द अलग करके लिखिए -

दो अक्षर के शब्द	तीन अक्षर के शब्द	चार अक्षर के शब्द

अपठित गद्यांश

राजा और लता बाज़ार गए। राजा बाजा लाया।
उसका बाजा लाल था। लता माला लाई। वह गाजर
और टमाटर लाई। राघव कल बाज़ार जाएगा। वह छाता
लाएगा।

। दिए गए अनुच्छेद को पढ़कर सही उत्तर के सामने () का
और गलत के सामने X का निशान लगाओ-

1. राजा का बाजा हरा था। ()

2. लता माला लाई। ()

II. नीचे दिए गए वाक्यों में सही उत्तर लिखो-

1. राजा और _____ बाज़ार गए। (लता / उमर)

2. राजा _____ लाया। (गाजर / बाजा)

3. लता _____ लाई। (ताला / माला)

WORK TO BE DONE ACCORDING TO THE ROLL NUMBERS.

> ROLL NO. 1 – 12

Create 3D objects using empty cardboard boxes (toothpaste, soap, foil, shoe box etc.)

e.g., Means of transport, robot, furniture, clown.....

> ROLL NO. 13 – 23

Collect dry leaves and make different types of animals, insects, birds and sea creatures.



> ROLL NO. 24 – 32

Refer English Reader and make puppets (socks, finger, stick) any two birds and two animals.

> ROLL NO. 33 – 44

Refer Bhasha Madhuri and make puppets (man, woman, old man, old woman, boy, girl) any three of these.

ME AND MY PAPA (Father's Day)

Make finger puppets of yourself and Your papa. Compose any conversation between father and son/daughter (5-6 lines). Using finger puppets, the child will present the conversation before the class (after vacation).



DAV PUBLIC SCHOOL

SECTOR-7, ROHINI, DELHI

Holidays Homework – 2024



The United Nations declared 2024 the International Year of Camelids (IYC 2024). Camelids play a key role in the culture, economy, food security and livelihoods of communities in Andean highlands and in the arid and semi-arid lands in Africa and Asia, including Indigenous Peoples. Even in extreme climatic conditions they continue to produce fibre and nutritious food. Indeed, the International Year of Camelids presents a unique opportunity to raise awareness of the role of camelids in building resilience to climate change – particularly in mountains and arid and semi-arid lands.

ACTIVITIES

1. Paste pictures of different types of camelids and write 1-2 lines about each below their picture.
2. Make a 3d model of any one camelid using waste material.

DAV PUBLIC SCHOOL
SECTOR-7, ROHINI, DELHI
Holidays Homework – 2024

Colour the picture.



DAV PUBLIC SCHOOL
SECTOR-7, ROHINI, DELHI
Holidays Homework – 2024

वेद पाठ

बच्चे नीचे दिए गए मंत्रों को याद करें

1. प्राणायाम मंत्र-

ॐ भूः। ॐ भुवः। ॐ स्वः।
ॐ महः। ॐ जनः। ॐ तपः। ॐ सत्यम्।

2. भोजन से पूर्व मंत्र

ॐ सह नाववतु ।
सह नौ भुनक्तु । सह वीर्यं करवावहे ।
तेजस्वि नावधीतमस्तु मा विद्विषावहे
।ॐ शान्तिः शान्तिः शान्तिः ॥

- ❖ Revise all the work done till now.
- ❖ Paste all the worksheets on coloured pastel sheets.